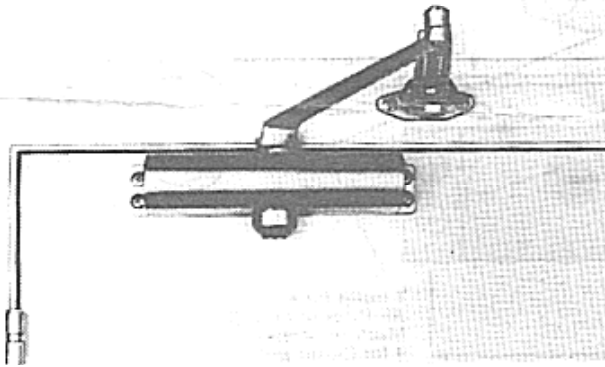


Surface Mounted
"Competitor", Adjustable & Preset "Back-Check"

International
door closers

Sizes 2, 3, 4 & 5
Hold-Open & Fusible Link


Installation Instructions



PAGE 2

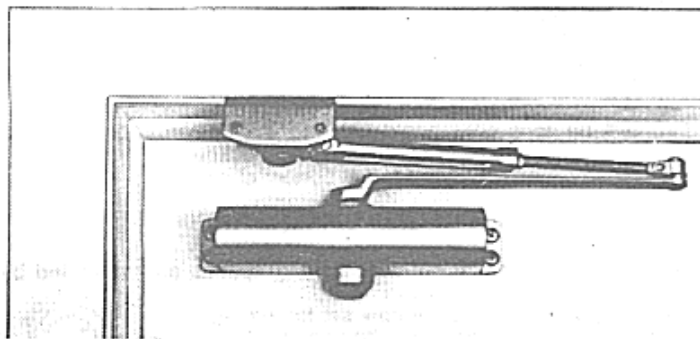
STANDARD INSTALLATION
CLOSER MOUNTED ON DOOR
ON PULL SIDE

Buy Online:
www.MrLock.com



PAGE 3

TOP JAMB INSTALLATION
CLOSER MOUNTED ON TOP JAMB
ON PUSH SIDE OF DOOR



PAGE 4

PARALLEL ARM INSTALLATION
CLOSER MOUNTED ON DOOR
ON PUSH SIDE

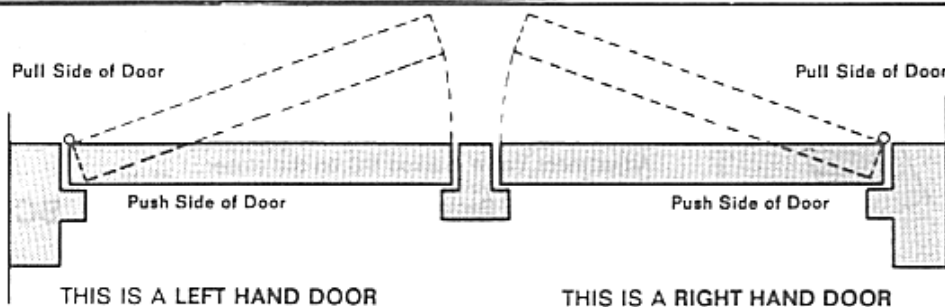


CHART
TO DETERMINE
HAND OF DOOR